



Regional Parks Finance 101

Introduction to Regional
Parks capital
improvement and
operations funding
(August 2008)



Arne Stefferud
Planning Analyst-Parks
Metropolitan Council



Topics

- **Capital Improvements & Reimbursement Policy for Capital Improvements**
- **Operations & Maintenance Appropriations**
- **Park Acquisition Opportunity Grants**
- **North Mississippi Regional Park Grants**
- **State Pass-through Grants**



2008-09 Parks CIP Agency Share

- Agency share of CIP based on:
 - 70% Population of park agency
 - 30% Visits of persons residing outside park agency (non-local visits)
- Population factor – serve everyone equally
- Non-local visits recognizes Regional and State-wide use of Park System



Park Agency Allocations

Regional Parks '08-09 CIP

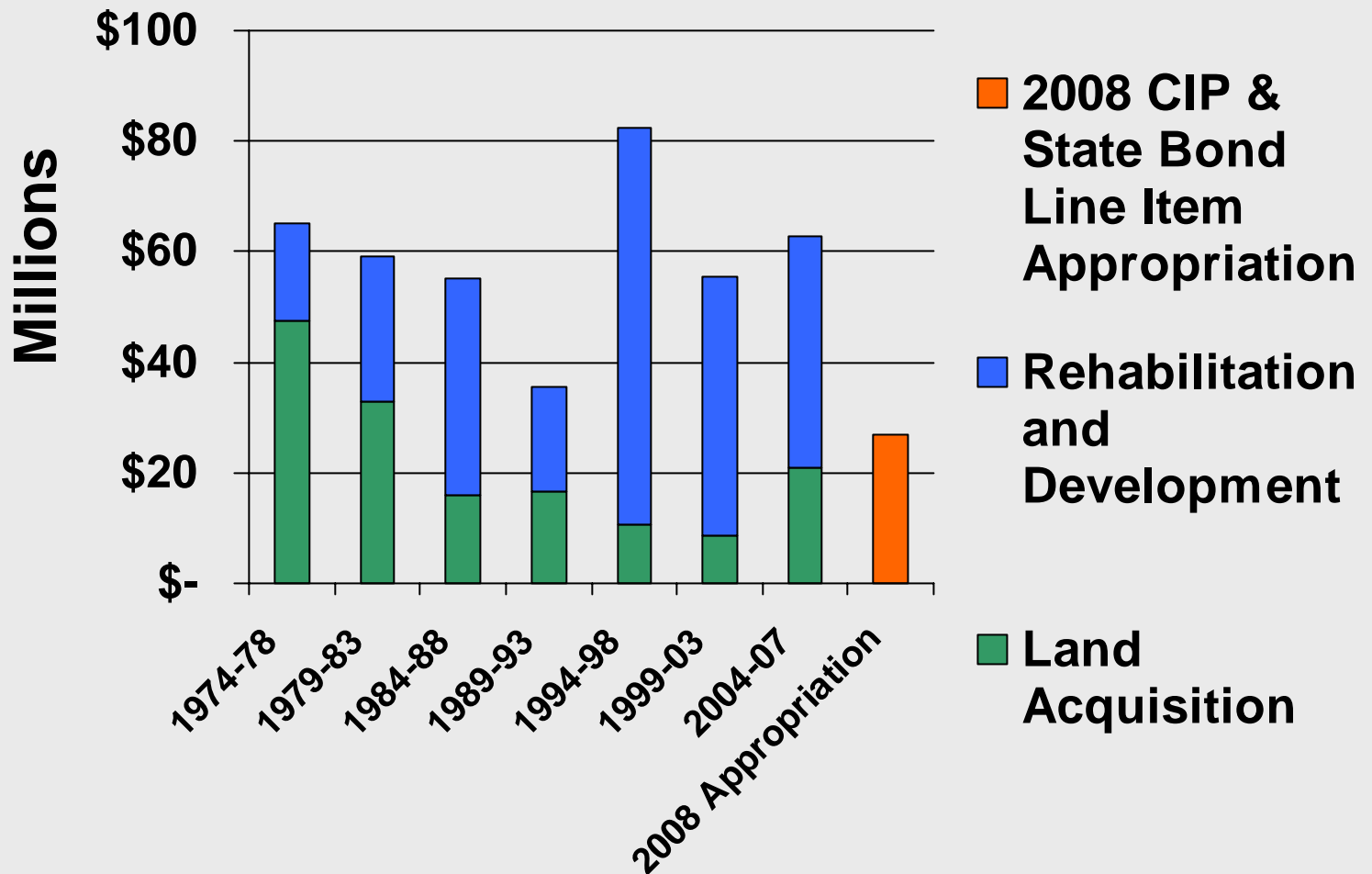
Anoka County	Bloomington	Carver County	Dakota County	3 Rivers Park District
\$1.894 M	\$506 K	\$426 K	\$1.804 M	\$3.634 M
Mpls Park & Rec Board	Ramsey County	St. Paul	Scott County	Washington County
\$3.339 M	\$1.606 M	\$2.554 M	\$570 K	\$1.167 M

\$17.5 million Total



Metro Regional Parks Capital Appropriations (CIP & Line Item)

1974-2008



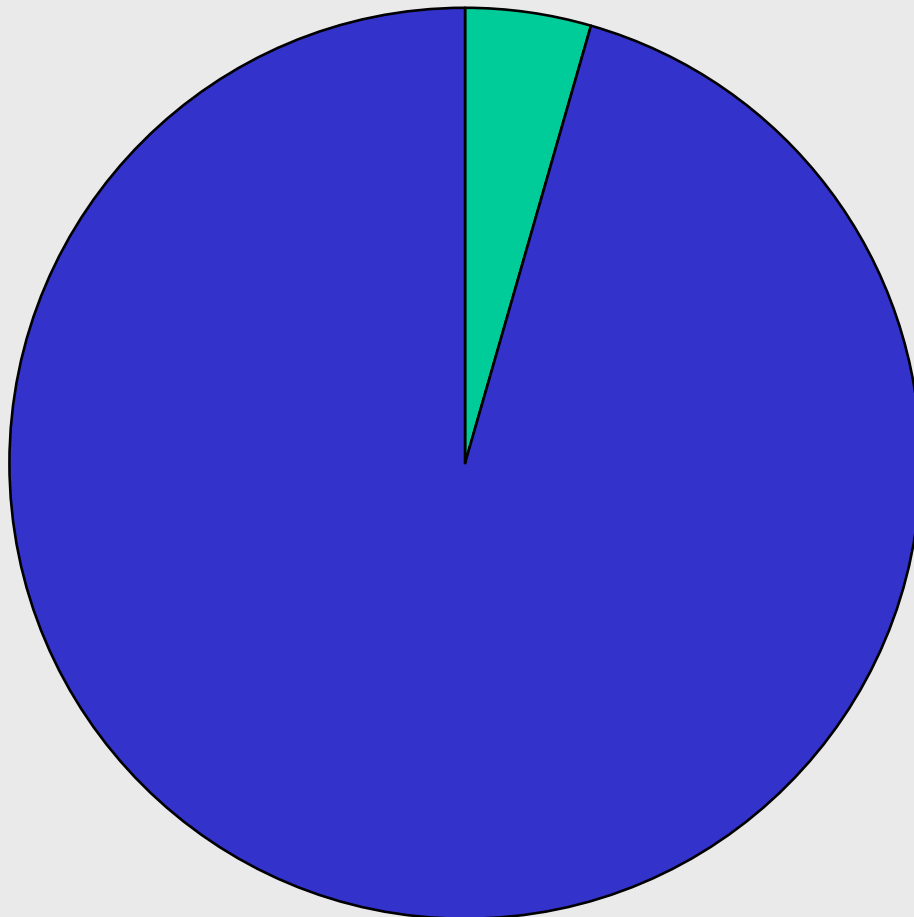


Reimbursement Policy on Parks Capital Spending

- Park agency **may** be reimbursed for spending its own funds on regional parks capital projects if:
 - Project's cost, timing and scope consistent with Council-approved master plan
 - Detailed information provided on project
 - Agency receives Council approval prior to beginning project
- Future Metro Council not obligated to reimburse agency



Reimbursements paid off and outstanding – August 2008

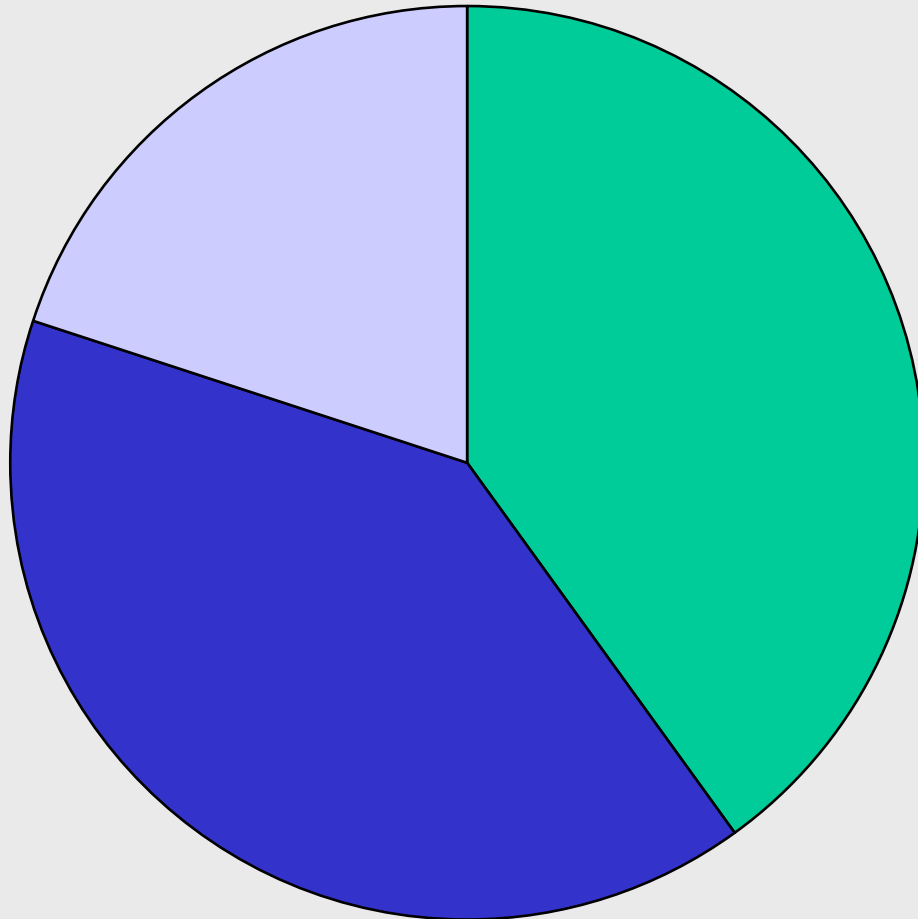


■ Paid off in 2008-09 CIP (\$2.16 M)

■ Outstanding (\$46 M) that may be paid off in future Parks CIPs



Formula for distributing Operations & Maintenance Funds



 **40% Visits**

 **40%
Expenditures**

 **20% Acreage**



Park Agency O&M Grants from \$8.6 million FY 2009 appropriation (\$thousands)

Anoka County	Bloomington	Carver County	Dakota County	3 Rivers Park District
\$ 784.4	\$ 83.2	\$102.8	\$ 484.3	\$ 2,268.4
Mpls Park & Rec Board	Ramsey County	St. Paul	Scott County	Washington County
\$ 2,182.4	\$ 760.9	\$ 1,526.9	\$ 92.8	\$ 333.8

\$8.62 million Total



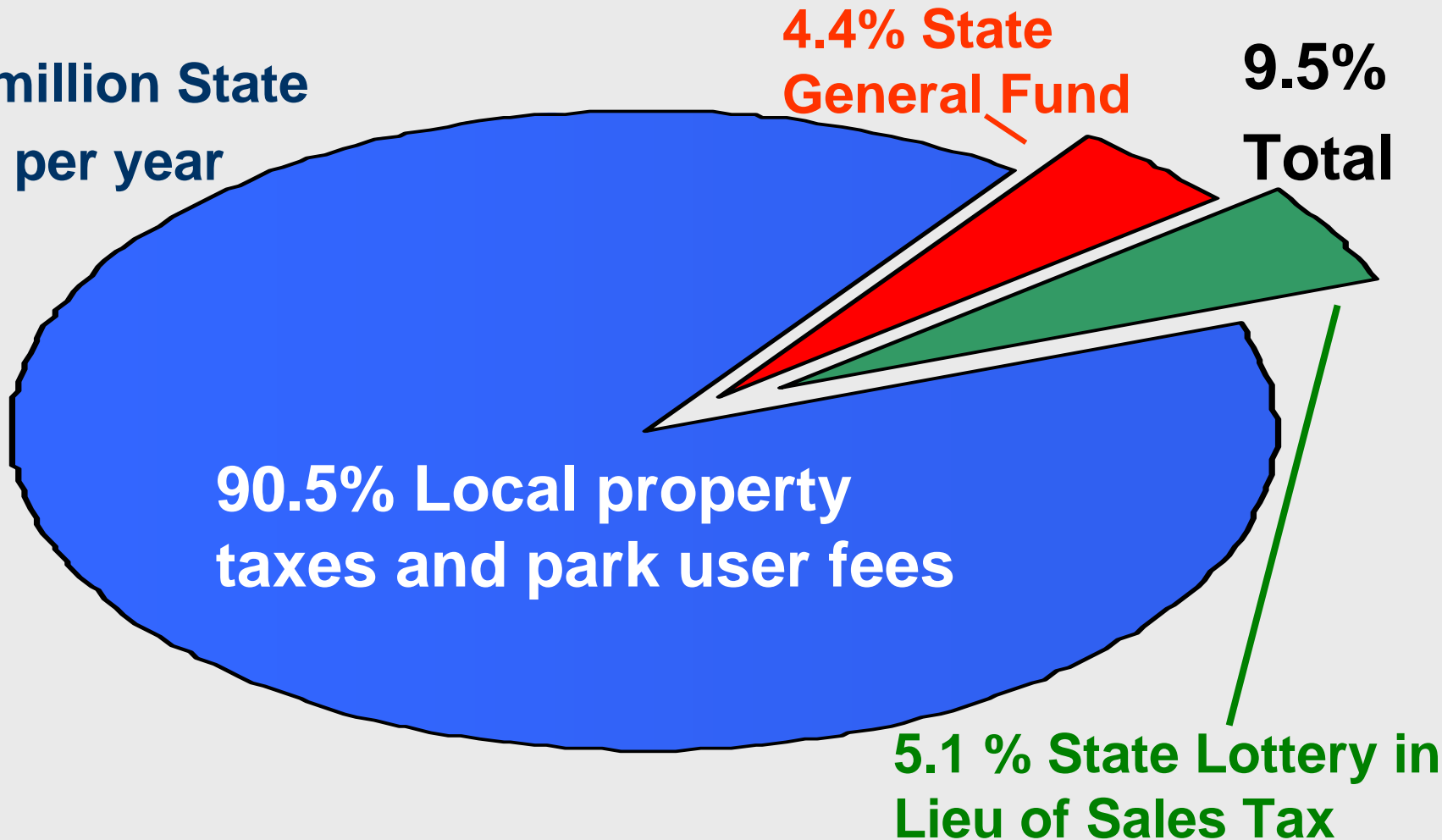
Percent State Appropriation as share of 2008 Agency O&M Budget

Anoka County	Bloomington	Carver County	Dakota County	3 Rivers Park District
13.3%	7.91%	9.46%	6.49%	7.5%
Mpls Park & Rec Board	Ramsey County	St. Paul	Scott County	Washington County
12.46%	12.21%	6.71%	10.57%	10.57%



Revenue Sources for Metro Regional Parks O&M FY 2008-09

**\$8.62 million State
Funds per year**





Park Acquisition Opportunity Grants

- \$12.3 million granted since 2001 to partially finance land acquisition
- Over 1,700 acres acquired – worth \$48.5 million (purchase price and associated costs)
- Grant and potential CIP reimbursement may finance up to 75% of acquisition costs (July 1, 2008 - June 30, 2009)
- 25% of costs not eligible for CIP reimbursement (July 1, 2008 - June 30, 2009)



Park Acquisition Opportunity Grants

- **2 Accounts finance grants:**

(1) State Acquisition Grant Account - land only

\$1.5 million State funds

\$1 million Metro Council bonds

\$2.5 million

(2) Land Acquisition Opportunity Account - land and
associated buildings

\$1.3 million Metro Council bonds



North Mississippi Regional Park Grants

- 1985 and 1987 State laws require Metro Council to grant interest it earns on Park Bonds for acquisition and development of North Mississippi Regional Park (grants to Minneapolis Park Bd., Three Rivers Park Dist. and Anoka County)
- \$13.9 million granted to-date:
 - \$12.7 million interest earnings
 - \$1.2 million State funds

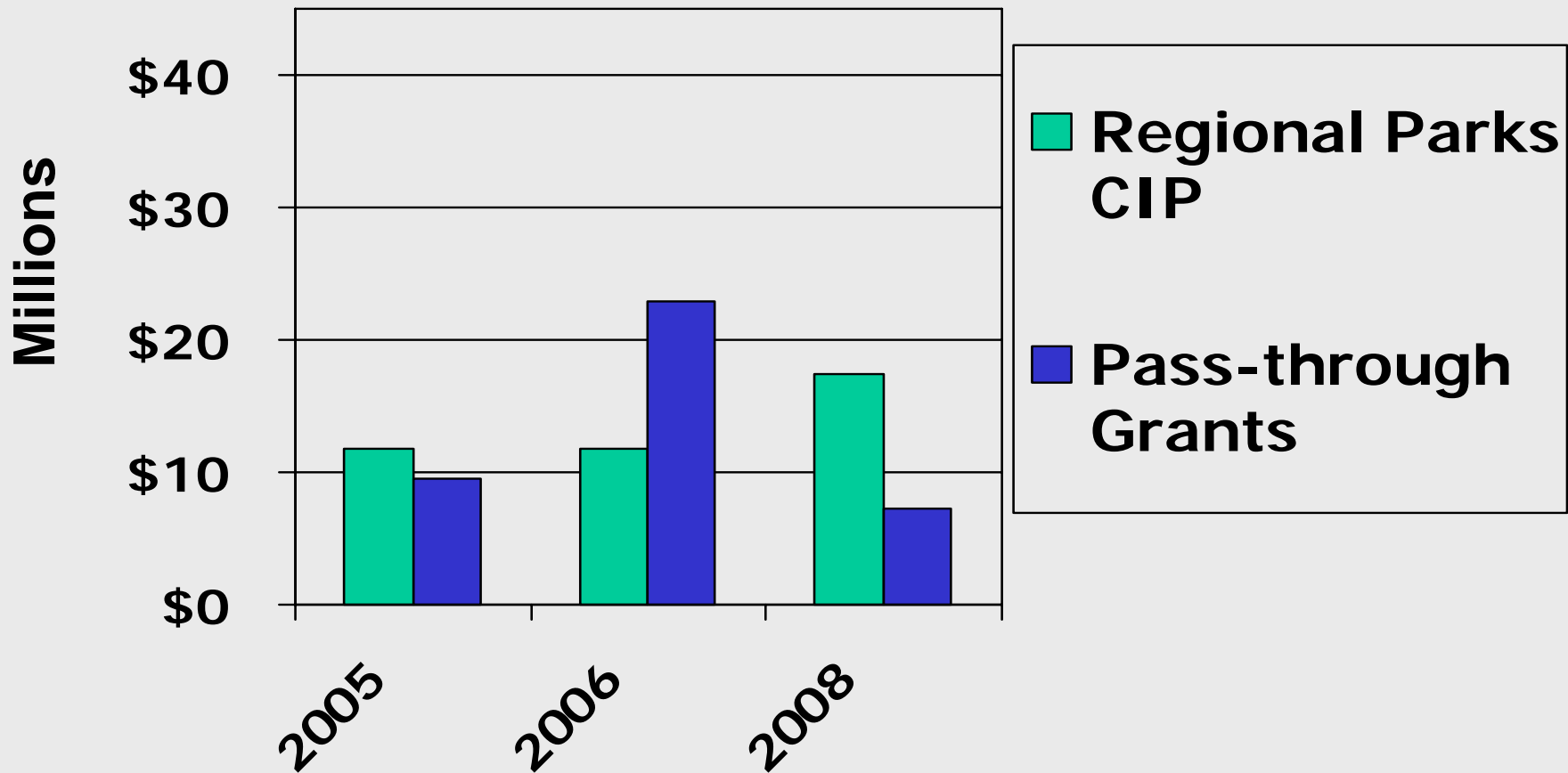


Pass-through Grants

- State bonding bills appropriate pass-through grants from Metro Council to park agencies for capital projects outside Regional Parks CIP
- Metro Council disburses appropriation according to conditions in law



Regional Parks CIP vs. Pass-Through Grants (2005-2008)

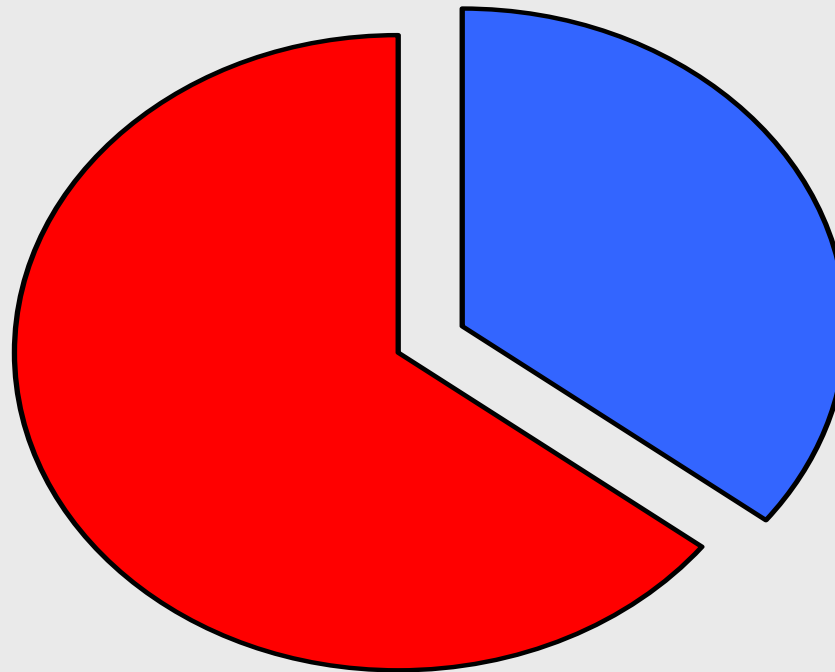




Funding for Metro Regional Parks capital projects

1974-2008

**LCCMR
funds
and State
bonds:
\$295 million**

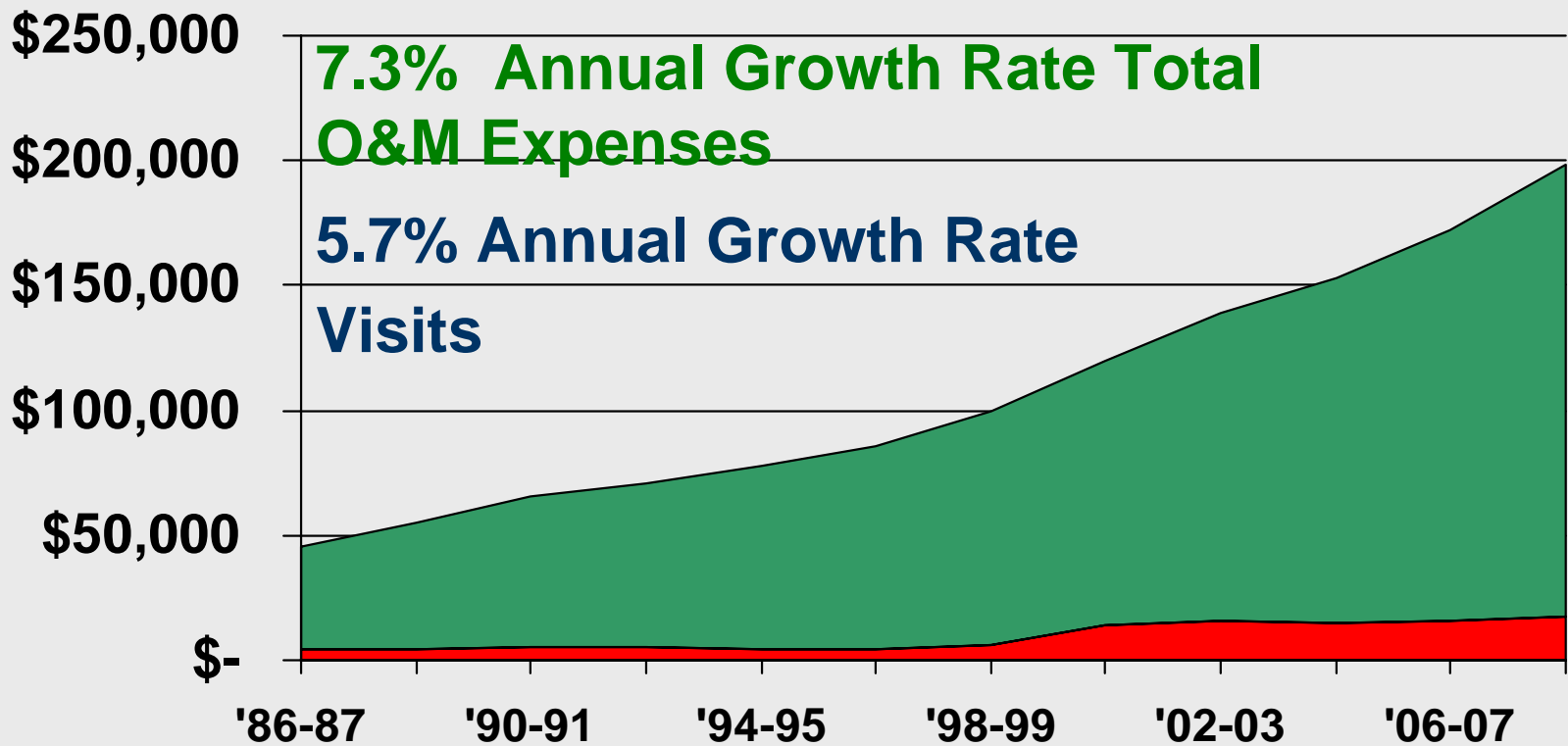


**Metropolitan
Council
bonds and
interest:
\$163 million**

**\$458 M
Total**



State Funds versus Metro Regional Parks O&M Expenses (FY 1986 to 2009)



■ Total Expenses

■ State Funds (General Fund and Lottery in Lieu)



Regional Parks Finance 101

Introduction to Regional
Parks capital
improvement and
operations funding
(August 2008)



Arne Stefferud
Planning Analyst-Parks
Metropolitan Council